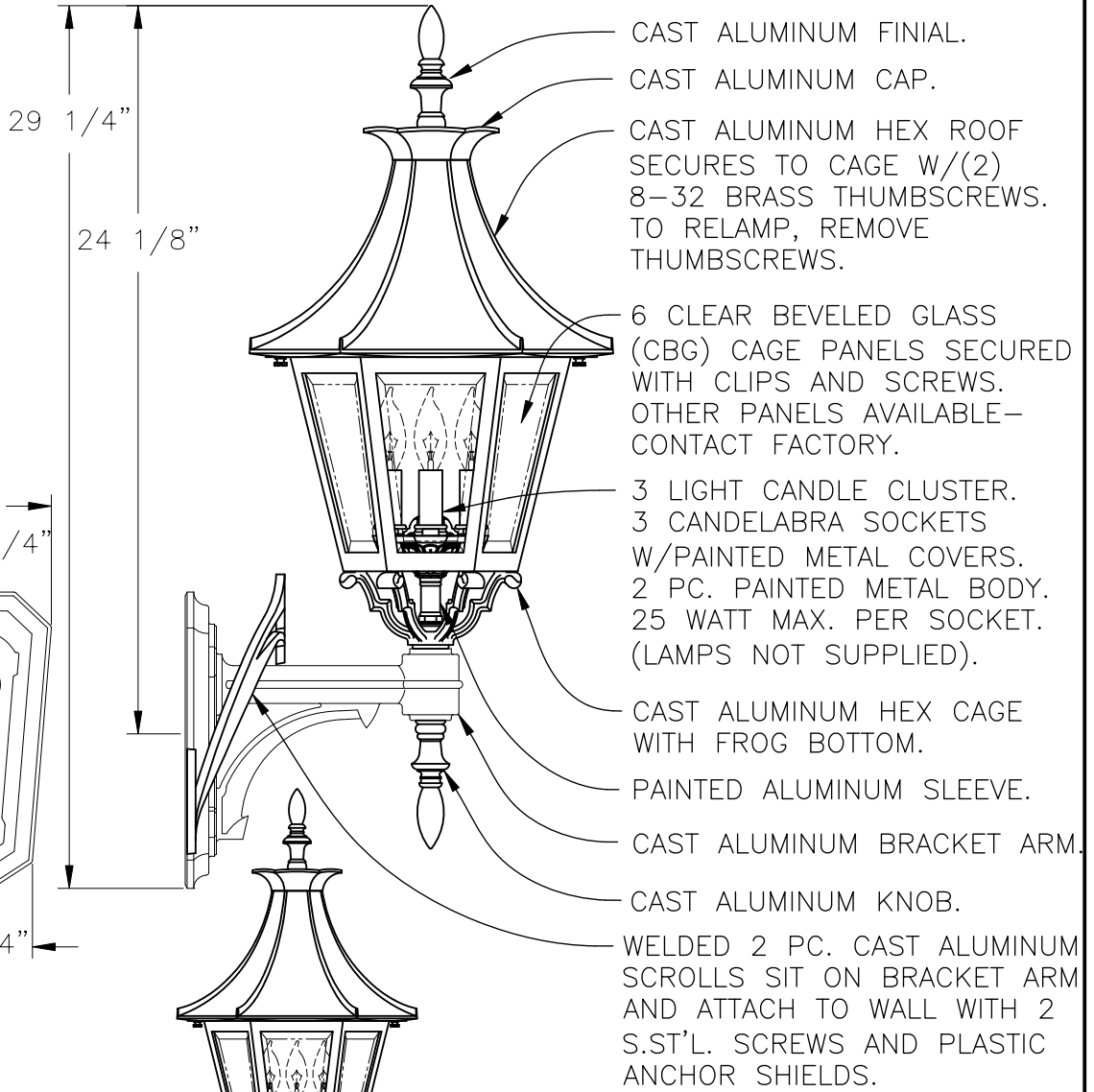


LANTERN TO BE ASSEMBLED AS SHOWN IN TOP VIEW— MOUNTED ACROSS FLATS.

10 3/8" ACROSS FLATS

12" ACROSS POINTS

13 1/4"



CAST ALUMINUM FINIAL.

CAST ALUMINUM CAP.

CAST ALUMINUM HEX ROOF SECURES TO CAGE W/(2) 8-32 BRASS THUMBSCREWS. TO RELAMP, REMOVE THUMBSCREWS.

6 CLEAR BEVELED GLASS (CBG) CAGE PANELS SECURED WITH CLIPS AND SCREWS. OTHER PANELS AVAILABLE— CONTACT FACTORY.

3 LIGHT CANDLE CLUSTER. 3 CANDELABRA SOCKETS W/PAINTED METAL COVERS. 2 PC. PAINTED METAL BODY. 25 WATT MAX. PER SOCKET. (LAMPS NOT SUPPLIED).

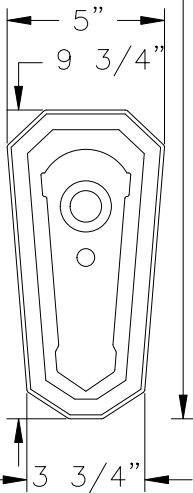
CAST ALUMINUM HEX CAGE WITH FROG BOTTOM.

PAINTED ALUMINUM SLEEVE.

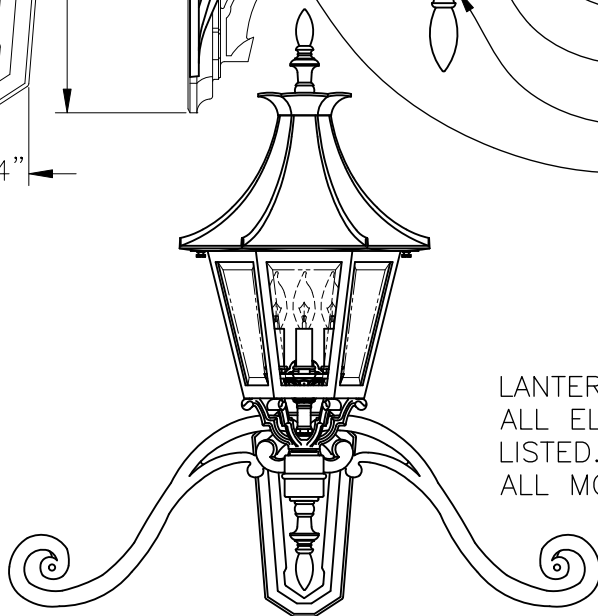
CAST ALUMINUM BRACKET ARM.

CAST ALUMINUM KNOB.

WELDED 2 PC. CAST ALUMINUM SCROLLS SIT ON BRACKET ARM AND ATTACH TO WALL WITH 2 S.ST'L. SCREWS AND PLASTIC ANCHOR SHIELDS.



LANTERN IS PREWIRED AND TESTED. ALL ELECTRICAL COMPONENTS ARE U.L. LISTED. ALL MOUNTING HARDWARE IS SUPPLIED.



FORWARD VIEW

Drawing for illustration only - scale approximate

**Hanover**  
LANTERN  
PH: (717) 632-6464 - FAX: (717) 969-2930  
WWW.HANOVERLANTERN.COM

TITLE:  
"WESTMINSTER LE"  
19400 SERIES  
BRACKET LANTERN  
W/SCROLLS

SCALE: B4  
DATE: 01/04/05  
DWG BY: MLG

DWG. NO. B19450